





Highlights from the
HSC Annual Report
and the
HSC/E Accounts 2000/01



HSC'S MISSION STATEMENT

To ensure that risks to
people's health and safety
from work activities
are properly controlled

This booklet provides highlights of the work undertaken by HSC/E in 2000/2001. It is not possible here to cover all the work we carried out during the year but full details are given in HSC's Annual Report 2000/2001 and HSC/E Accounts 2000/2001.

Introduction

Strategic Plan 1999/2002

In summer 2000 we published our Strategic Plan update, this set out how HSC would take forward the long-term Strategic Themes and the key programmes detailed in our first three-year Strategic Plan; how we would be delivering our Continuing Aims; and the details of our actions and planned targets for 2000/2001 across the full range of our activities.



A handwritten signature in black ink that reads "Bill Callaghan".

Bill Callaghan
chair

This report briefly summarises the progress made. It describes our five Strategic Themes, the key programmes we have developed to take these forward, and key activities carried out in 2000/2001. Our work revolves around a core set of statutory responsibilities, our Continuing Aims. This report also describes briefly the policy, operational and information outputs, which make the core of our business.

Open meeting

In January 2001 HSC held its first open meeting. At this meeting we discussed a new strategic plan for HSC. Building on the partnerships and successes achieved by the Strategic Themes HSC proposed that if we are to achieve the targets set out in Revitalising Health and Safety then we must focus on outcomes, working with others to achieve results for the whole health and safety system.


Our goals remain:

- to continue to reduce injury rates;
- to continue to reduce work-related ill health and consequent days lost from work;
- to continue to improve the working environment and to prevent major incidents with catastrophic consequences from occurring in high hazard industries.

The Strategic Plan for 2001/2004 will pursue these aims: focusing on achieving outcomes across our Major Hazard industries, through securing compliance in every workplace and through policy and technical development. In particular we will work to achieve significant improvements in eight priority hazards or industry sectors where we must make a difference if we are to achieve the targets in Revitalising Health and Safety and where we have the levers to take action now.

The Commission's contribution is: to continue to undertake our statutory responsibilities reflected in our Continuing Aims; to take forward work in those key areas that provide a focus for our strategy, which build on the Strategic Themes; and to take forward the action points in the Revitalising Health and Safety strategy statement.

Working with everyone who has an interest in health and safety, we will implement our next Strategic Plan over the coming years. We will report on progress through our Annual Report and we will seek your views on how our priorities are being progressed. I hope that you will contribute to this.



Our Strategic Themes for 2000/2001 are to:

- Implement the occupational health and safety strategy, *Securing Health Together*.
- Improve health and safety performance in key risk areas.
- Develop health and safety aspects of the competitiveness and social equality agendas.
- Increase the engagement of others and promote full participation in improving health and safety.
- Improve our openness and accountability.

Our Continuing Aims are to:

- Modernise, simplify and support the regulatory framework, including European Union and other international work.
- Secure compliance with the law in line with the principles of proportionality, consistency, transparency and targeting on a risk related basis.
- Improve the knowledge and understanding of health and safety, through the provision of appropriate and timely information and advice.
- Promote risk assessment and technological knowledge as the basis for setting standards and guidance enforcement activities.
- Operate statutory schemes, including regulatory services, through for example, the Employment Medical Advisory Service.

The Health and Safety Commission (HSC)



The Health and Safety Commission (HSC) is a body of ten people, appointed by the Secretary of State for the Environment, Transport and the Regions for the administration of the Health and Safety at Work etc Act 1974. HSC's primary function is to make the arrangements to secure the health, safety and welfare of people at work, and the public, in the way undertakings are conducted, including proposing new law and standards, conducting research and providing information and advice.



GEORGE BRUMWELL



MARGARET BURNS



BILL CALLAGHAN
chair



ABDUL CHOWDRY



JUDITH DONOVAN CBE



JOYCE EDMOND-SMITH



SONNY HAMID



REX SYMONS CBE



MAUREEN ROONEY OBE



OWENTUDOR

The Health and Safety Executive (HSE)



The Health and Safety Executive (HSE) is a body of three people which advises and assists the Commission in its functions. It also has day-to-day responsibility for enforcing health and safety legislation; investigates accidents; licences and approves standards in areas of significant hazard and commissions research. The Executive has a staff of around 4000 – collectively known as HSE – which includes inspectors, policy advisers, technologists and scientific and medical experts.



TIMOTHY WALKER



DAVID EVES CB



RICHARD HILLIER CB

Strategic Themes in 2000/2001

1 To implement the occupational health strategy, *Securing Health Together*

An estimated two million people believe they suffer from ill health caused by their work each year, which costs society about £10 billion annually. HSC's first Strategic Theme was to implement the occupational health strategy, *Securing Health Together*. This aimed to:

- change people's behaviour and attitude to managing health and risk at work;
- create new partnerships with others to tackle the large toll of occupational ill health; and
- engage all interested parties in developing and implementing its future work programme.

Over the year HSC took forward four key programmes under this theme:

KEY PROGRAMME

Securing Health Together (SH2)

- SH2 was launched in July 2000.
- Conferences were held in London, Cardiff and Edinburgh.
- A dedicated website (www.ohstrategy.net) holding background information, news and a database of projects was launched July 2000.



 KEY PROGRAMME

Good Health is Good Business (GHGB)

- 23 GHGB seminars were run in partnership with the Trades Union Congress and the British Chamber of Commerce.
- In-depth research published in July 2000 demonstrated the campaign was successful in raising awareness and standards.
- Targeted inspections and investigations were carried out in the following industries: construction; woodworking; rubber factories; printers; public services; mines; offshore installations; and food and drink. From these, eight prohibition notices and over 25 improvement notices were issued.

 KEY PROGRAMME

Preventing and managing musculoskeletal disorders

- Working Backs Scotland was launched during the European Week of Safety and Health at Work 2000, receiving extensive media coverage.
- 19 pilot projects to promote good practice in back care at work were progressed through the joint DH/HSE 'Back in work' project.
- A leaflet on managing back pain in the workplace, advocating a partnership approach, was published during the European Week for Safety and Health at Work 2000.

 KEY PROGRAMME

Improving access to occupational health support

- Publication of Need help on health and safety? leaflet.
- Research commissioned to evaluate existing occupational health projects.
- Joint HSE, DH and DSS conference 'Staying fit for work' was held in March 2001.
- Developing a self-assessment pack on SMEs.
- Helpline for SMEs in Scotland set-up.
- Trade Union representatives trained in 'body mapping' techniques.

2 To improve health and safety performance in key risk areas

Notable successes during the year include the continuation of the highly popular Working Well Together (WWT) campaign in construction and the improvement of health and safety management through safety awareness training events in agriculture.

KEY PROGRAMME

Reducing injuries and ill health resulting from falls from height, slips and trips

Raising awareness of good practice for working at heights

- 795 inspections on roofwork were made to raise awareness of good practice for safe working at heights.
- Inspectors investigated 17 'high fall' incidents from ladders or roofs.
- Eight prohibition notices and five improvement notices for work on fragile roofs were served.
- Four prosecutions for fragile roofs have been completed.
- The number of fatal accidents in agriculture resulting from falls from roofs or ladders for 2000/01 was seven (provisional) down from ten in 1998/99.
- Research into the influence of this campaign is underway; a report is expected in the summer of 2001.

Reducing slips in the food industry

- 220 visits were made to food premises during 2000/01, contributing to a 4% drop in slips.
- 70% compliance with key factors of slips management was found.
- 17 enforcement notices were served on slips and trips prevention in the food and drink industries.
- A video, Stop Slips – Managing slips to reduce injuries and costs was produced.
- A long-term (six year) strategy for preventing slips and trips was developed and put to HSC who agreed its further development and implementation.

Reducing falls from road tankers

- A programme of inspection at tanker manufacturers was begun.
- Guidance for inspectors on standards and enforcement of tank manufacturers was produced.
- 40 contacts were planned for 2000/01 and 42 were made. Half of the contacts made have resulted in the hazard being largely eliminated.

KEY PROGRAMME

Reducing injuries resulting from workplace transport and work-related road traffic accidents

- A total of 1609 contacts were made nationally.



- 338 improvement notices and 169 prohibition notices were served.
- At the end of the year there were at least 31 prosecutions completed or pending.
- 333 contacts to agriculture and wood premises were made with a total of 136 notices being served and 12 prosecutions taken.
- An agricultural industry code of practice for checking and maintaining tractors is being produced.
- A video on ATVs has been issued to all agricultural colleges to improve the training of new entrants to the agricultural industry.
- Practical training sessions on the maintenance of agricultural vehicles were given at four major agricultural shows.

KEY PROGRAMME

Developing the role of clients, intermediaries and designers in ensuring reduction of workplace injuries and ill-health

Working Well Together

- 91 educational/promotional contacts and 50 regional intermediary organisations were identified to participate in and promote the campaign.
- Over 140 people from all sectors of the construction industry attended the first WWT National Conference in Birmingham in June 2000.
- The first conference held in the UK on occupational health in construction took place over two days in October 2000. Over 200 delegates attended from all parts of the industry.
- A WWT website has been developed (www.wwt.co.uk).
- Over 60% of the top 40 contractors in the construction industry are participating in the campaign.
- A design audit protocol has been developed to promote good practice in construction design.

Improving health and safety in forestry and agriculture

- Work is underway to reduce the number of fatal injuries in forestry as part of a three-year initiative.

- Indications are that this campaign has led to a substantial reduction in serious accidents in forestry work.
- Around 600 people attended 20 HSE seminars on health and safety in forestry.
- HSE held 12 Safety Awareness Days and hosted a joint NFU/TGWU 'farmers and workers' day. Around 5110 farmers, mostly self-employed, attended a half-day awareness event at a local venue.

Improving health and safety by design

- Research project with consultant to develop guidance for designers on eliminating occupational health hazards at the design stage.
- Pilot guidance on noise, chemicals and manual handling has been drafted.
- Internal guidance drafted for inspectors on the management of health and safety at the design stage of projects.
- Research on performance indicators for safety management in design completed.

KEY PROGRAMME

Ensuring compliance with duties related to preventing exposure to asbestos

- HSE inspectors made 933 visits to notified asbestos removal operations (3.4% of total notified operations).
- 433 visits were paid to inspect asbestos insulation board work.
- Enforcement action was taken at 4.3% of visits to notified asbestos removal operations (40 notices) and over 40 prosecutions were taken, five of which included licensed contractors.
- 6 prohibition notices were served against incidents where uncontrolled dry stripping was identified.
- Further action is planned to eliminate uncontrolled dry stripping of asbestos.

KEY PROGRAMME

Railways

- The final report of our own investigation into Ladbroke Grove crash was published in December 2000.
- The second interim report into the Hatfield derailment was published in January 2001.
- Work to improve child safety on the railways continued with the launch of an anti-trespass campaign, Track Off! in April 2000.
- Revised railway (safety case) regulations on modernising legislation came into force at the end of 2000.
- Guidance on the legislation and safety case assessment criteria was published.

3 To develop health and safety aspects of the competitiveness and social equality agendas

During 2000/01, this Strategic Theme made considerable progress. Theme development work concentrated on social inclusion and promoting social equality. This proved to be a rapidly evolving area across Government, reflecting 'Modernising Government' priorities. Key issues relating to competitiveness, such as the Small Firms Strategy, continued to be supported and developed under the Theme.

KEY PROGRAMME


Improving the management of health and safety in small firms

- Findings of research into successful communication with small businesses produced far-reaching insights, which are being pursued.
- Proposals are being prepared for Ministers on the structure of a grant scheme to encourage investment by small firms in health and safety.
- A small firms module for the HSE website is currently being piloted.
- In March 2001, a new health, safety and environment Internet-based system was launched for small businesses by HSE and the Environment Agency.
- An easy-to-use computer software package, Essentials of health and safety routemap, has been published in collaboration with Royal Sun Alliance.
- HSE has established a good working relationship with the Small Business Service (SBS).

KEY PROGRAMME

Improving the health, safety and welfare of children and young people

- From September 2000 England's national curriculum for 5-16 year olds has a health and safety teaching requirement
- Young People at Work – A guide for employers was published in January 2001.
- A media event was held at Hazard Alley on 16 June 2000 to raise awareness of Child Accident Prevention Week (19–23 June 2000), featuring child safety in agriculture, construction and railways.
- As at April 2000, the average number of fatal injuries to children in agriculture was below the 10-year average of five (4.2 during the 1990s).
- Child safety interactive events and exhibitions at the Royal Welsh Agriculture shows were held.
- 23 000 revised copies of Preventing Accidents to Children in Farms were distributed.
- 122 000 copies of the Stay Safe interactive children's magazine were distributed.
- A poster competition was held among rural primary schools in England.
- A new interactive booklet, aimed at primary school children is being developed, warning children of the dangers of construction sites.



KEY PROGRAMME

Better communications with potentially disadvantaged groups

- HSE participated in 11 Customs and Excise Business Advice Open Days.
- HSE representatives met the National Group on Homeworking (NGH) in February 2001 and further work is planned.
- Five gas safety awareness events were held to reach Southern Asian communities in the West Yorkshire area, supported by local and national Asian media.
- Four health and safety workshops for ethnic minority businesses were held in Rochdale, Manchester and Liverpool.
- Three workshops for Turkish-speaking textile workers were held in March 2001 at community centres in Hackney and Haringey.
- A telephone interpreting service was set up.
- A video in English, Bengali and Cantonese is being developed on occupational health and safety in the restaurant and takeaway food industry.

 KEY PROGRAMME

Fitting the job to the worker (including rehabilitation)

- HSC/E is contributing to the cross-governmental approach on vocational rehabilitation and job retention and rehabilitation.
- HSE is in discussion with the Disability Rights Council on the best ways of ensuring health and safety law is not used as an excuse for excluding workers from employment.
- HSE is piloting the Cabinet Office's Women's Unit gender impact assessment tool and has prepared a first draft Guidance Impact assessment on the implementation of the Revitalising Health and Safety Strategy Statement.

 KEY PROGRAMME

Articulation of the business case for health and safety

- With advice from the Association of British Insurers, a Ready Reckoner to help firms estimate the costs of accident or ill health is to be published and posted on the HSE website in 2001.
- A Contract Research Report (CRR 325/2001) Root causes analysis of accidents at work has been published. Further research is proposed on the economic impact of accidents and ill health.
- Discussions with the SBS to raise awareness and achieve a clear understanding on product supply and law standards.

4 To increase the engagement of others and promote full participation in improving health and safety

We recognise we cannot achieve our mission by our actions alone. The aim of this Strategic Theme is to increase the engagement of others and promote full participation in improving health and safety. We are working towards closer relationships with other regulators and are developing our links with a range of intermediaries. We expect the key long-term outcome of our efforts to be better control of risks and thus a lower incidence, or probability of incidence, of accidents and ill health.

A range of activity across HSE is contributing to the achievement of this Theme, including activity highlighted elsewhere in this report. The HSC Strategic Plan 1999/2002 included two key programmes of work and associated targets – developing the partnership between HSE and local authorities (LAs) and securing more effective employee participation in improving health and safety.

KEY PROGRAMME

Synergy programme – working with local authorities

- HSE is working with LAs to maximise impact on improving health and safety.
- A project to map enforcement allocation between HSE and LAs against risk/hazard was completed in August 2000.
- The provision, on an Internet site, of local authority enforcement guidance for the Royal Mail Service was tested with LAs and will be launched on 12 October 2001.
- 250 dry cleaning establishments in Scotland have been assigned to LAs and will be visited within 12 months of transfer with ongoing support from HSE.
- 200 joint HSE/LA visits to Motor Vehicle Repair type premises in Greater Manchester area were made.
- A Motor Vehicle Forum is now meeting regularly and its effectiveness will be evaluated in 2001.
- A review of the Health and Safety (Enforcing Authority) Regulations 1998 was commenced.

KEY PROGRAMME

Improving HSE's processes for engagement and participation

- HSE published several research reports on stakeholder engagement and participation during 2000/01.
- HSE has run awareness seminars for ethnic minority businesses in London and the Northwest in partnership with an ethnic business intermediary.

- HSE is working with the new bodies post-devolution in Scotland and Wales to improve health and safety in small firms.

● KEY PROGRAMME

Securing more effective employee participation in health and safety

- Current practice for employee consultation was reviewed and proposals for change were announced in December 2000.
- Revised guidance for inspectors in HSE and LAs was issued.
- Guidance on good practice on employee involvement is being prepared and should be available in summer 2001.
- Research on effective workforce involvement in the chemical industry was published in November 2000.



- A joint British Safety Council/Royal Society for the Prevention of Accidents report on safety representative award schemes has been received.
- A project to assess the effectiveness of consultation has been completed and a report was published in June 2000.
- A three-month secondment of an inspector to the Scottish TUC to improve the skills of health and safety representatives was completed.
- HSC's training initiative budget is now funding a one-year post to create a safety representative learning/support network across Scotland.

5 To improve our openness and accountability

Our aim is to share what we know within the limits of what the law allows; whenever possible proactively to seek to identify the information which people need and to strive to provide it; to inform and consult on important proposals; to be receptive to information and views we receive; to have transparent decision-making arrangements and operate fair and efficient appeals procedures. We believe all this is vital if we are to be effective; to build on the trust of our stakeholders and partners; to develop our accountability as a positive force; and to enhance our reputation as a competent and independent regulator.

KEY PROGRAMME

Ascertaining what information people want from HSC/E

- A customer satisfaction survey is currently being developed.

KEY PROGRAMME

Making the culture more open

- An expanded, searchable database register of enforcement notices is due for launch on the Internet during 2001/02.
- Considerable achievements in preparatory work for a revitalised website for HSE, which is expected to be in place during 2001/02.
- 12 consultative documents and three discussion documents were placed on the HSE website during 2000/01.
- The Strategic Plan 2001/04 will be posted on the website.

KEY PROGRAMME

Protecting privacy

- Target of 40-day statutory limit to deal with data subject requests under the Data Protection Act, which came into force on 1 March 2000, was achieved.
- HSE has undertaken mailshots to make data subjects aware of the information we hold on them under the new Act.
- HSE has produced a short leaflet on data subject rights.
- Systems to ensure ongoing compliance with the Data Protection Act are in place.
- All parts of HSE are reviewing their activities against quality principles.

● KEY PROGRAMME

Explaining what HSC and HSE do, and how

- HSC published a Discussion Document on HSC/E's regulatory philosophy (Reducing Risks, Protecting People), which was posted on the HSE internet site.
- Evaluation of comments on the discussion document Reducing risks protecting people was completed and a revised document drafted.
- HSC held seminars and presentations with stakeholders during 2000/01.
- Conferences and public meetings were used to explain our activities.



Continuing Aims

HSC/E's mainstream work stems from our statutory functions under the Health and Safety at Work etc Act 1974. These activities are wide-ranging and draw on extensive experience across the organisation. Some highlights from 2000/01 are given below.

● AIM: **To modernise, simplify and support the regulatory framework**

We continued our work to develop policy and legislation in response to new risks and government initiatives. In 2000/01:

- We published *Revitalising health and safety* in June 2000.
- We published *Securing health together* in July 2000.
- HSE led for the UK on 10 Directives and contributed to five others in the European Union.



- A campaign to promote the introduction of a new duty to manage **asbestos** premises has been prepared for launch in autumn 2001.
- Work to reduce gas-related fatalities by 20% (over the next 10 years) has commenced by implementing the recommendations of the Gas Safety Review.
- A CD on options for a strategy to reduce **occupational asthma** was issued on 1 November 2000.
- HSC agreed a programme for tackling work-related stress, which includes the development of management standards, and a publicity campaign which was initiated on National Stress Awareness Day in November 2000, by the production of a pack of practical information for employers about what they should be doing to reduce stress at work.

- The HSC programme on tackling work related violence through a partnership approach was launched by the Interdepartmental Committee on Violence to Staff (ICVS) Conference in July 2000.
- A discussion document was published in April 2001 on **work-related road safety**.

● AIM: **To secure compliance with the law**

Much of HSE's work involves inspection and other investigations to address significant risks within sectors. Some of this work, particularly within industry sectors to develop guidance or to drive down accidents and ill health, is done in partnership with employers, employees and a large number of intermediary organisations. In 2000/01 HSE:

- made 192 693 regulatory contacts;
- investigated over 40 000 incidents and complaints about working conditions;
- dealt with over 680 safety cases in high hazard industries;
- issued 10 641 improvement and prohibition notices; and
- took 1618 prosecutions (informations laid).

Key actions in industry sectors included:

- **Nuclear** HSE followed up major audits of British Energy, the UKAEA and its investigations at British Nuclear Fuel's Sellafield
- **Agriculture** Inspectors targeted sheep dipping at 690 preventive inspections.
- Work to support the implementation of **Control of Major Hazards Regulations (COMAH)** continues.
- HSE raised awareness of **noise and vibration** in the following target industries: construction; engineering; shipyards; stonemasons; textiles; and the LAs sector.
- 449 visits to quarries to check risks from transport, explosives and ground stability were made.
- 503 contacts (including 112 investigations) to paper mills covered by the PABIAC initiative, to improve health and safety management and reduce accidents by 50% were made. The initiative has had some success in reducing accident rates.

● AIM: **To provide appropriate information and advice**

Providing information and advice about the hazards and risks that arise from work activities is vital to our effectiveness. Effective communication will ensure that we get across important messages on health and safety and help us to reach a growing and diverse audience.



- HSE's **website** attracted around 340 000 'hits' a week, almost a 60% increase from last year.
- The HSE **InfoLine** received an average of 20 000 calls per month.
- The development and launch of an on-line facility (**hsedirect**) to the general public, as a public/private partnership with publishers Butterworths Tolley, was completed and the site was launched in January 2001.
- Three **CD-ROMs** were successfully launched during the year: Hand Arm Vibration; The Essentials of Electrical Safety; and The Essentials of Health and Safety Routemap.
- During the year HSE organised a programme of high profile **publicity events and campaigns** to support our key programmes of work and to help get health and safety messages across to diverse audiences on a wide range of health and safety issues including agriculture, construction, occupational health, stress, gas safety and railway trespass.

● **AIM: To promote risk assessment and technological knowledge**

Our science and technology mission is to develop and apply science and technology to: provide a sound independent knowledge base, evaluate the risks to people's health and safety from work activities and provide the means to assess and control these risks in order to help achieve our objectives.

Work in 2000/01 included:

- HSE spent £16.1 million on research in addition to research funded through HSE by industry.

- HSE reviewed the use of research and scientific support in its work and developed a Science and Innovation Strategy to be implemented in 2001/02.
- 337 research contracts, 97 of which involved collaboration with others.
- A highly influential and high profile conference trailed the launch of radically revised and updated **Legionella** ACOP and Guidance, which was formally launched on 7 March 2001 in partnership with the Chartered Institute of Building Service Engineers.

● AIM: **To operate statutory schemes, including regulatory services**

HSE continues to play a major role in controls on the supply of chemicals to the market through risk assessment work. Permissioning and approvals work is part of our responsibility to ensure that new chemical substances and non-agricultural pesticides do not pose an unacceptable risk to people or the environment. For example in 2000/01 HSE:

- issued 190 **pesticide** approvals;
- issued 771 **diving** certificates;
- processed 295 **asbestos** licence applications; and
- processed 232 **genetic modification** notifications.

This year saw a slight upturn in demand for the Electrical Equipment Certification Service (EECS), indicating that the market is beginning to recover. EECS has maintained its accreditation and increased its accredited scope.

● INTERNAL MANAGEMENT AIM: **To maintain an efficient and effective central service**

- HSE achieved £5.48 million in savings in the 2000/01 financial year through a combination of cash savings and quantifiable added benefits.
- HSE achieved a prompt payment performance of 98.4% of supplier bills, an improvement from last year (97.58%).
- Modernising Government initiatives included: the development of an e-business strategy; initiatives on diversity; open consultation with stakeholders on the HSC Strategic Plan; and improvements to the on-line accessibility of information and notification facilities.
- Equality and diversity within the HSE was strengthened by achieving: a revised performance appraisal and vacancy filling system (DCT 2000); progression towards equal pay; equality and diversity proofing of our external recruitment; a new 'Essential training package for managers'; tailored diversity training to all managers in HSE; Work-Life Balance project; and 'HSE Windsor Fellows Club' (Windsor Fellows are talented African, African-Caribbean and Asian undergraduates, some of which undertake summer placements in HSE).

Resources

In 2000/01 HSE's net cash expenditure was 98.5% of its grant in aid provision. The following table shows the cash provision and expenditure in 1999/00 and 2000/01.

Financial provisions

	1999/2000 Outturn '000	2000/01 Final Provision '000	2000/01 Outturn '000
Running costs	170 288	187 187	183 862
Capital expenditure	8 958	6 772	9 178
Other current expenditure	50 357	50 928	52 007
Gross Total	229 603	244 887	245 047
Health and Safety Laboratory Agency	-2 585	1 444	-3 410
(net) Receipts	-44 293	-54 922	-53 470
Net Grant in aid	182 725	191 409	188 167



Health and Safety Statistics

Fatal Injuries to Workers

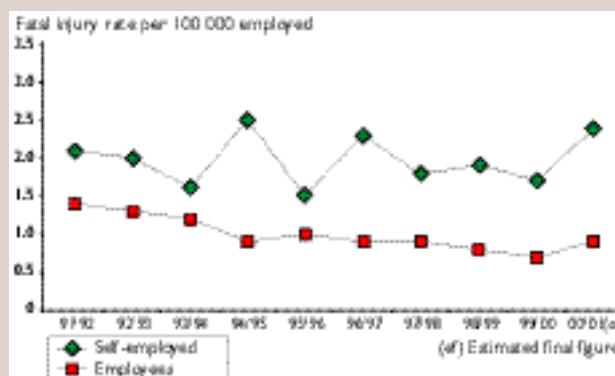
In 2000/01:

- The number of fatal injuries to workers is expected to rise to 295 from 220 in the previous year. This is the highest number reported since the introduction of RIDDOR 95 in 1996.
- Estimated final figures indicate that there were 215 fatal injuries to employees: 53 more than in 1999/2000, the highest number reported since the introduction of RIDDOR 95.
- Estimated final figures indicate that there were 80 fatal injuries to the self-employed, 22 more than in 1999/2000.
- The best strategic view of the overall picture of injury rates is the long-term trend. There are clear downward trends in the numbers and rates of fatal injury to workers over the last ten years, although in 2000/01, this is expected to rise.
- Figure 1 shows that the fatal injury rate for workers is expected to rise to 1.1 per 100 000 workers, from 0.8 in 1999/2000.
- The fatal injury rate for employees is expected to rise to 0.9 per 100 000 from 0.7 in the previous year.
- The fatal injury rate for the self-employed is expected to rise to 2.4 per 100 000 from 1.7 in the previous year.

Figure 1 Fatal injuries to workers
1991/92 – 2000/01(ef)



Figure 2 Fatal injury rates for employees and the self-employed
1991/92 – 2000/01(ef)



Injuries to employees in England, Scotland and Wales

- The numbers of fatal injuries in England and Scotland are expected to increase in 2000/01 but decrease in Wales for the third consecutive year. Based on provisional figures (excluding injuries reported to HSE's Offshore Safety Division), there were 176 fatal injuries to employees in England, an increase of 36 per cent, 26 fatal

injuries in Scotland (three more than the previous year), and 5 fatal injuries in Wales, compared with 8 in 1999/2000 and 14 in 1998/99.

- The rate of fatal injury is higher in Scotland than in Great Britain for the past five years. Interpretation of differences at a more detailed level is difficult because of the relatively small numbers involved. However, the higher rate of fatal injury in Scotland reflects a higher rate in the construction and services industries in the past two years. For example, the rate of fatal injury in construction for Scotland was 8.3 in 1999/2000 and was 9.0 in 2000/01. The corresponding figures for Wales are 5.5 and 6.2, and for Great Britain are 5.5 and 6.4.

● Non-fatal injuries

In 2000/01:

- Estimated final figures show there was a reduction in the non-fatal major injury rate to employees, to 110.3 per 100 000 employees, compared with 116.6 the previous year.
- The over-3-day injury rate is expected to be 537.8 per 100 000 employees, compared with 550.9 in 1999/2000.

● Reporting levels of non-fatal injuries

The statistics on injuries are complemented by the information derived from the Labour Force Survey (LFS). The questions on occupational injuries in the 1990 LFS confirmed the suspected substantial under-reporting of non-fatal injuries, with around one third of reportable injuries being reported by employers. The results of the LFS for the last three years show that in 1999/2000 44% of non-fatal injuries to employees were reported to the appropriate enforcing authorities. However, the results also show that self-employed people report less than 4% of reportable injuries.

● Ill health

In 1995 an estimated 2 million individuals in Great Britain were suffering from an illness which they believed was caused by their work (current or past). An estimated 18 million working days were lost in 1995 because of work-related illness. The commonest types of reported illness were musculoskeletal disorders (affecting an estimated 1.2 million people) and stress, depression and anxiety and other stress-ascribed conditions (a total of over 0.5 million). Other commonly reported illnesses included asthma and other lower respiratory disease (202 000), deafness, tinnitus or other ear conditions (170 000), skin disease (66 000), and headache or 'eyestrain' (50 000). New survey results suggest that for people who had worked in the past 12 months, the prevalence of work-related illness fell between 1995 and 1998/99,



especially for musculoskeletal disorders. They also show that in 1998/99 Scotland had a lower prevalence rate than Great Britain as a whole.

Past exposures to asbestos continue to be the main cause of fatal occupational disease. In 1999 there were 1595 deaths from mesothelioma (nearly all of them probably caused by asbestos), in line with the long-term upward trend.

Voluntary reporting schemes for occupational physicians and other specialists provide annual estimates of numbers of new cases of occupational diseases seen by them. However, these figures are bound to underestimate the total national incidence since many sufferers will not be seen by specialists. The commonest diseases include musculoskeletal disorders (with an estimated 7800 new cases seen by specialists in 2000), psychological problems including 'stress' (6600), dermatitis (3400), asthma (800), hearing loss (630) and infections (560). These estimates of new cases are not comparable with the self-reported prevalence estimates in the first paragraph, which include long-standing cases of illness and disability and cases not seen by specialists.

Output and performance analysis

Contextual indicators (the environment in which HSE carries out its mission and aims)

HSC/E's mission: to ensure that risks to people's health and safety from work activities are properly controlled.

Fatal and major injury rate for workers, per 100 000	109.8 (1998/99 final rate) 108.3 (1999/2000 final rate) 108.1 (2000/01 provisional)
Estimated cost to society of work accidents and work-related ill health, 1990 – of which cost of work-related ill health	£14.5–18.1 billion (1995/96 prices)* £10.2–10.6 billion (1995/96 prices)**

Source: The costs to Britain of workplace accidents and work-related ill health in 1995/96 HSE Books 1999 ISBN 0 7176 1709 2.

* These costs include the net present value of costs in future years. Costs in 1995/96 are £9.9–£14.1 billion

** These costs include the net present value of costs in future years. Costs in 1995/96 are £6.2–£7.2 billion

OUTPUT MEASURES (how HSE carries out its aims)

	1999/2000 outturn	2000/2001 plan	2000/2001 outturn	Notes
AIM 1: MODERNISE AND SIMPLIFY LEGAL FRAMEWORK, BY:				
Introducing: sets of regulations, Approved Codes of Practice, consultative documents and new guidance documents	58	79	57	Many policy outputs are difficult to quantify. This measure is an indicator of one aspect of this work reflecting the scale of HSE's formal standard-setting work. A few formal policy products did not materialise, often for reasons outside HSE's control.
AIM 2: SECURE COMPLIANCE WITH THE LAW, BY:				
Making regulatory contacts, including inspections and investigations, with employers and duty holders	185 496	193 000	192 693	PSA measure. Includes all operational site visits, office meetings etc with 'clients'. Small discrepancy in this measure due to shortfall of FOD inspectors and shift in activity towards investigation of accidents and complaints.
Investigating incidents/complaints	35 551	34 000	40 774	PSA measure. Cases completed, some of which may involve more than one contact.
Considering and processing safety cases/reports and nuclear licence actions	691	650	562	Demand-led measure, beyond HSE's control. Includes: offshore safety cases, onshore major hazard safety reports and nuclear licence actions.
AIM 3: PROVIDE INFORMATION AND ADVICE, BY:				
Dealing with enquiries	425 000	550 000	554 107	A demand-led measure.
Making available a range of publicity products	6 551	7 700	11 206	Includes: publications, titles, exhibitions/displays, press adverts, notice and briefings, internet pages, video titles, Autofax titles. Outturn reflects the continuing popularity of (and HSE's work on) electronic media.
Number of publicity products purchased or accessed, millions	18.0	14.4	28.7	Includes: free leaflets issued, publications sold, videos hired/sold, accesses to Autofax, internet 'hits'. Noticeable shift in emphasis from printed to electronic media.
AIM 4: PROMOTE RISK ASSESSMENT AND TECHNOLOGICAL UNDERSTANDING, BY:				
Carrying out effective research; % research projects achieving objectives	90	n/a	97	New measure, reflecting the proportion of HSE-sponsored research judged to have achieved at least 60% of project objectives (as originally defined).
Implementing risk and technical policy projects (some of these contribute to other aims)	113	120	78	Influence of HSE's science and technology expertise on policy and field outputs.
AIM 5: OPERATE STATUTORY SCHEMES, BY:				
Providing regulatory services, eg issuing statutory certificates	3 770	3 165	3 490	This is an aggregate measure.

PERFORMANCE MEASURES (efficiency and quality aspects of how HSE carries out its aims)

	1999/2000 outturn	2000/2001 plan	2000/2001 outturn	Notes
AIM 1: MODERNISE AND SIMPLIFY THE LEGAL FRAMEWORK ORK				
% sets of regulations, approved codes of practice, consultative documents and guidance documents introduced to time	97	90	50	
AIM 2: SECURE COMPLIANCE WITH THE LAW				
% high hazard/risk workplaces receiving annual regulatory contact	100	100	97	Reflects HSE's proactive effort targeted on workplaces categorised as high hazard/high risk.
% complaints (about work activities) investigated	80	76	87	
% reported events (accidents/incidents) investigated	6.8	6.7	9.4	Increase arises from application of new selection criteria.
% safety cases/reports and nuclear licence actions processed to time	92	90	90	
% prosecutions resulting in convictions	76	targets not set	72p	This is a control measure.
% inspector time on site/contact and related activities (as a proportion of total time available)	75	80	77	Measure of the proportion of time (net of leave and training) spent by operational inspectors on regulatory programmes (excludes Mines Inspectorate).
AIM 3: PROVIDE INFORMATION AND ADVICE				
Number of public enquiries answered within 10 days	88	90	98	Service First commitment.
% customer satisfaction with HSE service	81	targets not set	81	Service First measure (see general note below).
Number of justified or partly justified complaints against HSE staff per 100 000 contacts	3.8	targets not set	3.8	Service First measure. Contacts include all public enquiries plus regulatory contacts (see general note below).
AIM 4: PROMOTE RISK ASSESSMENT AND TECHNOLOGICAL UNDERSTANDING				
% new research projects involving competition or collaboration with others	52	–	97	New measure still being developed, illustrating HSE's twin goals of increasing amount of research let competitively and sponsoring more research with others, eg industry, EU and other government departments.
% risk and technical policy projects completed to time	86	74	92	
AIM 5: OPERATE STATUTORY SCHEMES				
% service products (statutory certificates etc) processed to time	92	93	92	Excludes mines approvals and exemptions.
AIM 6: ENSURE EFFICIENT CENTRAL SERVICES †				
Efficiency gains (cash and productivity) as % of total running costs	3.9	3	3	
Staff costs (as % total) devoted to central services (personnel, planning, finance etc)	7.7	8.0	8.0	A control measure – aiming to limit the size of central services, despite pressures to expand them as a result of increases in HSE's staff recruitment plans and additional work arising from various government initiatives such as charging and Resource Accounting and Budgeting.

NOTES

HSE does not set targets for certain measures and indicators, ie prosecution conviction rates, some Service First results, measures that are demand-led and measures that are beyond our control. Instead, where necessary, the term 'expected demand level' is used.

† Aim 6 now considered an internal business aim
p Provisional.

Health and Safety Commission and Health and Safety Executive Summary Financial Statements 2000–2001

Summary for word

These summary financial statements are only a summary of information in the Health and Safety Commission's and Health and Safety Executive's financial statements and do not contain sufficient information to allow for a full understanding of the results and state of affairs of them.

For further information, consult the full annual financial statements and the Comptroller and Auditor General's report on those statements. These are included in HSC's Annual Report 2000/2001 and HSC/E's Accounts 2000/01 (ISBN 0 10 291307 2), available from HSE Books, PO Box 1999, Sudbury, Suffolk CO10 2WA.

These summary financial statements have been prepared in accordance with the Resource Accounting Manual issued by HM Treasury and were signed by Bill Callaghan and Timothy Walker on 23 and 24 October 2001 respectively.

Review of activities

The strategic themes and continuing aims for 2000/2001 of the Commission and Executive are reviewed in pages 4 to 19 of this report.

Future developments

The Commission's and Executive's strategic themes and continuing aims for 2000/01 were set out in the Health and Safety Commission's Strategic Plan Update 2000/01 published in July 2000.

Members of the Commission and Executive

Commission members

Chairman: Bill Callaghan
Other Members: George Brumwell, Margaret Burns, Abdul Chowdry, Judith Donovan CBE, Joyce Edmond-Smith, Sonny Hamid, Rex Symons CBE, Maureen Rooney OBE and Owen Tudor.

Executive Members

Director General: Timothy Walker
Other Members: David Eves CB and Richard Hillier CB.

Summary operating cost statement for the year ending 31 March 20 01

Health and Safety Commission	2000/01 (£000)	1999/2000 (£000)
Administration costs		
Staff costs	336	319
Other administration costs	<u>275</u>	<u>237</u>
Gross administration costs	611	556
Operating Income	<u>—</u>	<u>—</u>
Net operating costs	611	556
Commission members emoluments	165	160

There are no material balances at 31 March 2001 and a balance sheet has therefore not been prepared.

Bill Callaghan
Chairman
24 October 2001

Health and Safety Executive	2000-01 (£000)	1999-00 (£000)
Administration costs		
Staff costs	130 234	124 339
Other administration costs	<u>81 250</u>	<u>67 023</u>
Gross administration costs	211 484	191 362
Operating income	(42 436)	(36 044)
EU income	<u>(766)</u>	<u>(626)</u>
Net administration costs	168 282	154 692
Programme costs		
Expenditure	30 080	30 277
Less income	<u>(8 287)</u>	<u>(8 761)</u>
Net programme costs	21 793	21 516
Other adjustments	<u>-</u>	<u>(3 304)</u>
Net operating costs	190 075	176 208
Executive members emoluments	325	290

Summary Balance Sheet for the year ended 31 March 20 01

Health and Safety Executive	2000-01 (£000)	1999-00 (£000)
Fixed assets	31 823	31 424
Current assets	22 846	19 406
Creditors: amounts falling due within one year	(9 682)	(6 718)
Net current assets	13 164	12 688
Total assets less liabilities	44 987	44 112
Creditors: amounts falling due after more than 1 year	(42)	(58)
Provisions for liabilities and charges	<u>(2 873)</u>	<u>(1 122)</u>
Total net assets	42 072	42 932
Reserves	42 072	42 932

Timothy Walker
Director General
23 October 2001

The certificate and report of the Comptroller and Auditor General on the full financial statements for the year ended 31 March 2001 was unqualified and did not contain a statement made under either section 237(2) of the Companies Act 1985 (accounting records or returns inadequate or accounts not agreeing with records or returns) or section 237(3) (failure to obtain necessary information and explanations).

Statement of the Comptroller and Auditor General to the Houses of Parliament
I have examined the summary financial statements on pages 26 and 27 which have been prepared in the form and on the basis set out in the Summary Foreword on page 26.

Respective responsibilities of the Commission, the Executive, the Chairman and the Director General
The summary financial statement for the HSC is the responsibility of the Commission and the Chairman and the statements of the HSE, the Executive and Director General respectively.
My responsibility is to report to you my opinion on their preparation and consistency with the full financial statements and foreword.

Basis of opinion
I have conducted my work in accordance with the Auditing Guideline The auditor's statement on the summary financial statement adopted by the Auditing Practices Board.

Opinion
In my opinion the summary financial statement is consistent with the full financial statements and foreword of the Health and Safety Commission and the Health and Safety Executive for the year ended 31 March 2001 and has been properly prepared on the basis set out in the Summary Foreword to the summary financial statements.

John Bourn
Comptroller and Auditor General
30 October 2001

National Audit Office
157-197 Buckingham Palace Road
London SW1W 9SP

**MAILORDER**

HSE priced and free publications are available from:
HSE Books
PO Box 1999
Sudbury
Suffolk CO10 2WA
Tel: 01787 881165
Fax: 01787 313995
Website: www.hsebooks.co.uk

RETAIL

HSE priced publications are available from good booksellers

HEALTH AND SAFETY INFORMATION

HSE InfoLine
Tel: 08701 545500
Fax: 02920 859260
e-mail: hseinformationservices@natbrit.com
or write to:
HSE Information Services
Caerphilly Business Park
Caerphilly CF83 3GG

HSE website: www.hse.gov.uk

Printed and published by
the Health and Safety Executive

MISC422 C105 11/01