

Technical Bulletin 022

Developed with HSE in Great Britain



Title: Installation of previously used and second-hand domestic gas cooking appliances

Date issued: 12 August 2014

Note: This version of Technical Bulletin (TB) 022 replaces the version originally published 10 December 2010 which is now withdrawn. This version has been reviewed and where appropriate revised to ensure that it remains both current and relevant.

This Technical Bulletin provides guidance to Gas Safe registered businesses/engineers when asked to relocate existing, previously used domestic gas cooking appliance(s) within an existing kitchen, or install the appliance(s) following a property move, or install second-hand appliance(s), both in situations where the appliance installation instructions are no longer available.

Introduction

The Gas Safe Register Technical Helpline frequently receives enquiries about installing previously used or second-hand domestic gas cooking appliances. This generally happens when a registered business is asked to relocate an existing gas appliance in a kitchen or install the cooker following a property move. Often in these circumstances, the original appliance installation instructions are unavailable.

BS 6172: 2010⁽¹⁾ provides the following definitions:

- 'Previously used appliance' – an "appliance that stays within the ownership of the gas user but may be relocated within an existing kitchen or moved from one property to another during a house move".
- 'Second-hand appliance' – an "appliance that is obtained in a used/refurbished state and installed for that particular gas user for the first time".

Note 1: For guidance on the requirement to install gas appliances (including cooking appliances) with flame supervision on all burners in flats and other multi-dwelling buildings see *Technical Bulletin (TB) 015*⁽²⁾.

Legislative requirements

The Gas Appliances (Safety) Regulations 1995⁽³⁾ (which apply in both Great Britain and Northern Ireland), prohibit the supply of gas appliances that in the specific case of gas cookers do not comply either with the requirements specified in the Regulations or with the safety requirements required of BS EN 30-1-1⁽⁴⁾, BS 5386: Part 3⁽⁵⁾, or BS 5386: Part 4⁽⁶⁾ (as appropriate).

The requirements of the Regulations include provisions concerning risks of injury arising from the escape of gas, the combustion of gas, surface temperatures of parts of the appliance, breakage of components made of glass, incorporation of components with sharp edges and the stability of the appliance and additionally, provisions relating to markings, warnings and instructions for installation, maintenance and use.

It requires the seller of the appliance to provide the purchaser with a copy of the installation instructions with the appliance.

Note 2: *The Gas Appliances (Safety) Regulations 1995, do not apply in the Isle of Man or Guernsey. However, the health and safety enforcing authorities in these areas regard these regulations and this TB as 'best practice' guidance and would expect all Gas Safe registered businesses/engineers to apply their requirements when and where appropriate circumstances/relevant installations are encountered. Additionally, the installation standard for domestic gas cooking appliances (BS 6172⁽¹⁾) calls up this legislation.*

The General Product Safety Regulations 2005⁽⁷⁾ also place obligations on gas appliance manufacturers, importers, wholesalers or distributors, retailers (including mail order and auctioneers who supply new appliances), who must ensure they only supply gas appliances and fittings that are safe when used normally. As well as covering new appliances, these Regulations also apply to second hand (including reconditioned) gas appliances, which have been previously supplied, or put into service by another person within the EU and reconditioned gas appliances, which have been previously supplied, or put into service in the EU and which have been placed on the market as a 'new' product.

Note 3: *When dealing with complaint, it is understood that Trading Standards Officers tend to rely on The General Product Safety Regulations 2005 legislation.*

Note 4: *For details of current gas safety legislation, building legislation and industry standards for the geographical areas covered by Gas Safe Register, see the [Legislative, Normative & Informative Document List \(LNIDL\)^{\(8\)}](#) at: <https://engineers.gassaferegister.co.uk> - login and visit the Technical Information area.*

Previously used gas cooking appliances

When a previously used gas cooking appliance needs to be reinstalled for example, either following refurbishment of a kitchen or when the consumer is moving properties, the gas cooking appliance still needs to be installed in accordance with the appliance installation instructions.

In many cases, the appliance installation instructions are no longer available and therefore important installation requirements such as minimum distances from combustible materials and the location of the termination point for the gas supply will not be available. In this situation, where the appliance installation instructions are not available, before the gas cooking appliance can be installed, the appliance manufacturer should be consulted to ascertain if the installation instructions are still available and if so, what the specific installation requirements are.

If the appliance manufacturer is no longer in existence, or any specific requirements cannot be identified, it is acceptable for registered engineers to install the appliance in accordance with the installation methods described in the current British Standard – BS 6172: 2010⁽¹⁾, which identifies the important requirements that need to be followed when installing a domestic gas cooking appliances including:

- design and planning;
- installation;
- location, siting and clearance requirements;
- ventilation;
- gas connections;
- use of stability devices.

One of the first requirements that need to be considered will be the minimum clearances from combustible materials. These dimensions are outlined in [Figures 1 2 and 3](#) below.

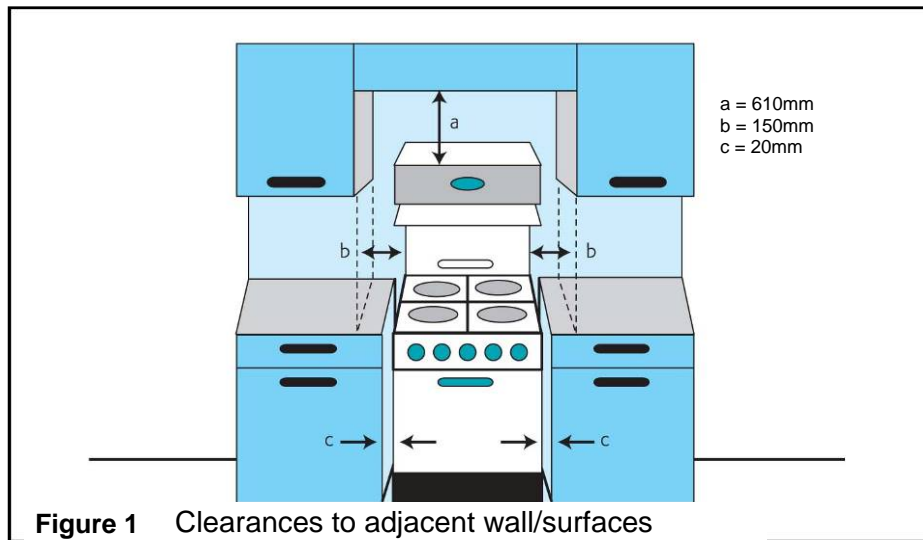


Figure 1 Clearances to adjacent wall/surfaces

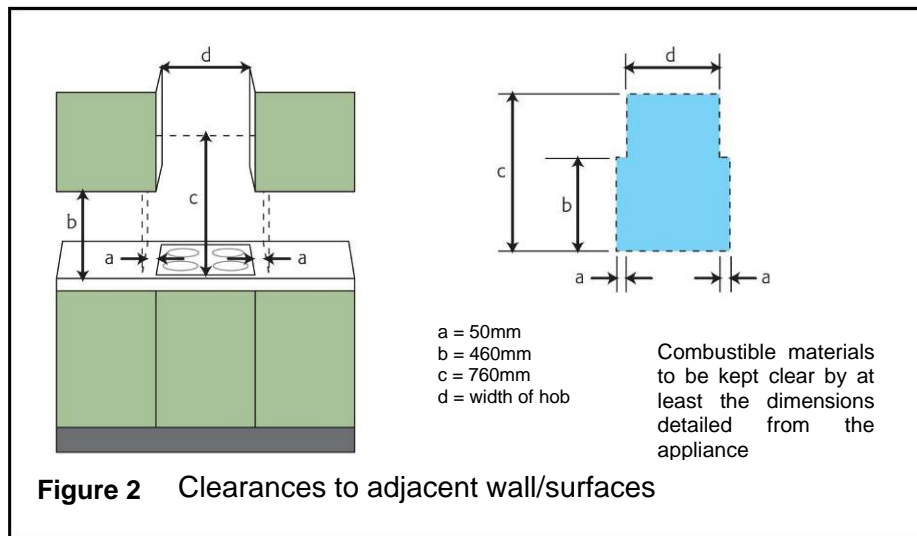


Figure 2 Clearances to adjacent wall/surfaces

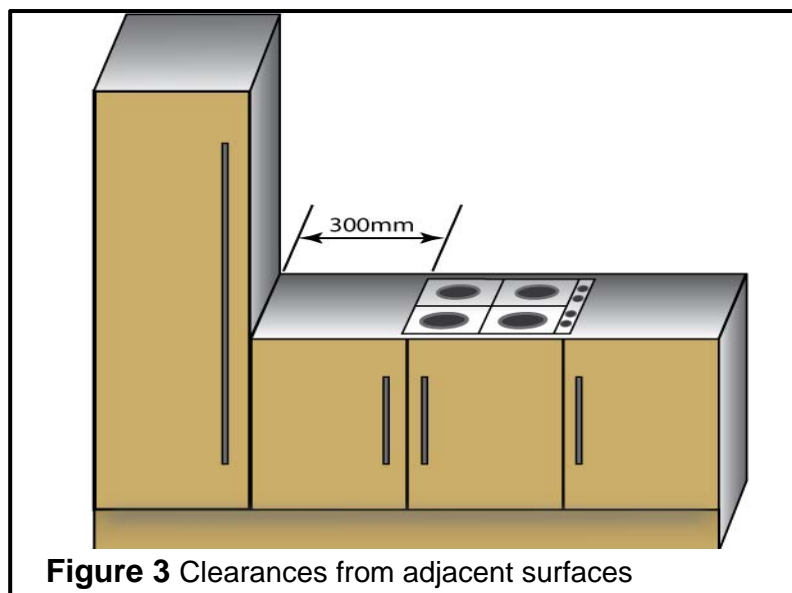


Figure 3 Clearances from adjacent surfaces

With regard to the termination point of the gas supply, where specific guidance cannot be obtained from the appliance manufacturer, it is recommended that the termination point be securely fixed to the fabric of the building immediately behind the appliance at a height of approximately 750mm from floor level.

Note 5: For guidance on contractor responsibilities when disconnecting and reconnecting gas cooking appliances fitted with a bayonet fitting, or other self-sealing connectors, see [TB 025^{\(9\)}](#).

Second-hand gas cooking appliances

When a registered business/engineer is requested to install a second-hand gas cooking appliance, it should only be installed where the appliance installation instructions are available.

Decision process flowchart

To make the decision process easier for registered engineers, [Appendix 1](#) of this TB can be followed.

Note 5: For general information about the process behind the development of Gas Safe Register Technical Bulletins and the expectations for all Stakeholders, see [TB 1000^{\(10\)}](#).

Bibliography

- (1) *BS 6172: 2010 – Specification for installation, servicing and maintenance of domestic gas cooking appliances (2nd and 3rd family gases)*
- (2) *TB 015 - The requirement to install gas appliances (including cooking appliances) with flame supervision on all burners in flats and other multi-dwelling buildings*
- (3) *The Gas Appliances (Safety) Regulations 1995 (SI 1995 No. 1629)*
- (4) *BS EN 30-1-1 – Domestic cooking appliances burning gas Part 1-1: Safety — General*
- (5) *BS 5386: Part 3 – Specification for gas burning appliances. Domestic cooking appliances burning gas*
- (6) *BS 5386: Part 4 – Specification for gas burning appliances. Built-in domestic cooking appliances*
- (7) *The General Product Safety Regulations 2005 (SI 2005 No. 1803)*
- (8) *LNIDL - Gas Safe Register Legislative, Normative & Informative Document List*
- (9) *TB 025 - Contractor responsibilities when disconnecting and reconnecting gas cooking appliances fitted with a bayonet fitting, or other self-sealing connector*
- (10) *TB 1000 - An introduction to Gas Safe Register Technical Bulletins*

Note: Gas Safe Register Technical Bulletins and the Legislative, Normative & Informative Document List can be viewed at: <https://engineers.gassaferegister.co.uk> - login and visit the Technical Information area.

-o0o-

Appendix 1 - Decision Process

