

P35

COSHH essentials for printers



This information is intended to help employers in the printing industry comply with the requirements of the Control of Substances

Hazardous to Health Regulations 2002 (COSHH), as amended, to control exposure to chemicals and protect workers' health.

It is also useful for trade union safety representatives.

This sheet describes good practice for printing using UV-curable inks. Use extraction for any ozone produced.

It is important to follow all the points or use equally effective measures.

Main points

- Avoid skin contact with UV-curable inks - these can cause dermatitis.
- Carry out health surveillance for dermatitis.
- Check the supplier's safety data sheet - the ink should conform to the 'Acrylate Preference Criteria'. If not, seek advice from your supplier.
- Protect eyes and skin from UV light.

Printing with UV-curable inks

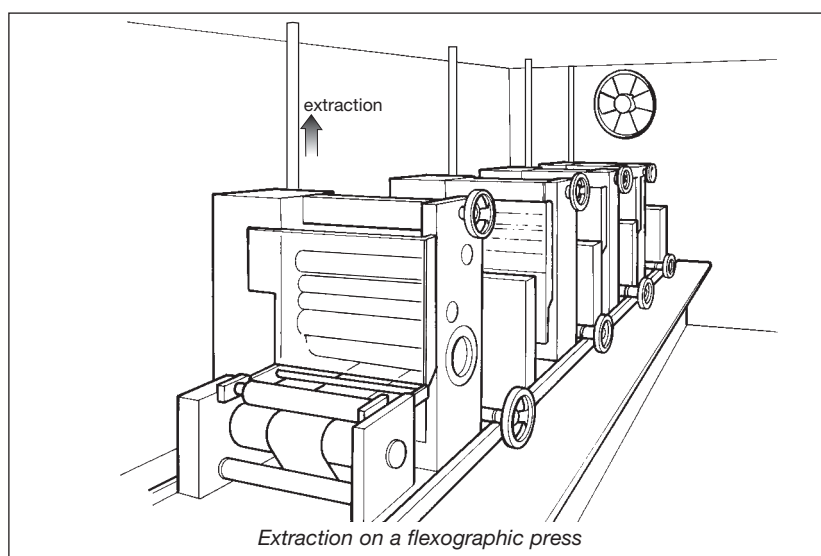
Flexographic printing

Access and premises

- ✓ Only allow authorised staff access to the press room.
- ✓ Provide good facilities for washing, skin care, and for taking refreshments.

Equipment

- ✓ Can you use pumped ink transfer systems?
- ✓ Provide a good standard of general ventilation. Use powered wall- or window-mounted fans to supply fresh air - five to ten air changes per hour, with a through draught.
- ✓ Screen UV curing units with fixed or interlocked covers. Avoid leaks of UV light.
- ✓ Wire in ozone extraction to the UV lamp power supply. For air-cooled lamps, you need an inward air flow between 0.5 and 1 metre per second at openings.
- ✓ Consider using water-cooled UV lamps. These generate less ozone.
- ✓ Fit a manometer, pressure gauge or tell-tale to show that extraction is working.
- ✓ Discharge extracted air to a safe place in the open air, away from doors, windows and air inlets.
- ✓ Provide splash-resistant gloves.
- ✓ Use UV-curable inks and coatings that conform to the Acrylate Preference Criteria.



Maintenance, examination and testing

- ✓ Follow the instructions in the maintenance manual - keep equipment in effective and efficient working order.

-
- ✓ Noisy or vibrating fans indicate a problem. Do repairs as necessary.
 - ✓ If the machine extraction stops, or is faulty, get it repaired straightaway.
 - ✓ Don't alter, add or remove extraction without specialist advice.
 - ✓ Check transfer hoses and connectors regularly for leaks.
 - ✓ Ensure that screens on the UV units are secure and any interlocks are in working order.
 - ✓ At least once a week, check that the extraction system and gauges work properly.
 - ✓ You need to know the manufacturer's performance specifications to know if extraction is working properly.
 - ✓ If this information isn't available, hire a competent ventilation engineer to determine the performance needed for effective control.
 - ✓ The engineer's report must show the target extraction rates.
 - ✓ Keep this information in your testing log-book.
 - ✓ Get a competent ventilation engineer to examine the extraction thoroughly and test its performance at least once every 14 months - see HSE publication HSG54.
 - ✓ Keep records of all examinations and tests for at least five years.

Personal protective equipment (PPE)

- ✓ Provide storage for PPE to prevent damage or contamination when not in use.

Respiratory protective equipment (RPE)

- ✓ Respiratory protective equipment should not be needed for routine use.

Gloves

- ✓ Use splash-resistant gloves where there is a risk of skin contact - single-use nitrile gloves 0.2 mm thick are acceptable.
- ✓ Tell workers to dispose of single-use gloves every time they take them off.

Other protective equipment

- ✓ Cotton overalls to minimise clothing contamination.
- ✓ Change contaminated overalls immediately and ensure they are laundered before reuse.

Skin management


- ✓ Skin contact with UV-curable inks and coatings may cause dermatitis.

Skin care

- ✓ Keep hands clean and in good condition.
- ✓ Using pre-work creams helps make removing chemicals easier. However, pre-work creams should not be seen as a substitute for gloves.
- ✓ If you need to use hand cleansers to remove ink, ensure that the cleanser is rinsed off afterwards.
- ✓ Provide after-work creams (moisturisers) to replace skin oils.
- ✓ Never allow solvents to be used for cleaning skin.

Skin surveillance/checks

- ✓ Health surveillance for dermatitis is required. See sheet P45.
- ✓ Seek advice from an occupational health professional in setting up a health surveillance programme.



-
- ✓ Start surveillance for new workers within six weeks of their starting work. Then check at monthly intervals or as advised by your health professional.

Cleaning and housekeeping

- ✓ Keep the work area tidy, clean and free of ink contamination.
- ✓ Clean the workroom at least once a week.
- ✓ Store containers in a safe place, securely closed.
- ✓ Handle containers with care and replace caps. Wipe off any liquid on the outside of the container.
- ✓ Clean up spills immediately. Use new nitrile gloves 0.4 mm thick. Throw away gloves once used.
- ✓ Store contaminated cloths, wipes and gloves in fire-resisting, closed, metal containers. Dispose of them as hazardous waste.
- ✓ Dispose of waste solvent, ink and empty containers as hazardous waste.
- ✓ Use a contract laundry or a suitable equivalent to wash work clothing. Don't do this at home.

Training and supervision


- ✓ Working in the right way is important for exposure control. Train and supervise workers - see details in sheet P0.
- ✓ Warn about the dermatitis risk from UV-curable inks.

Environmental guidelines

Releases into the air may be regulated within the Pollution Prevention and Control (PPC) framework. Your local authority or the Environment Agency will tell you if PPC applies to your company, and give advice on air cleaning and discharging emissions to the air. In Scotland, consult the Scottish Environment Protection Agency (SEPA). For more information, see <http://www.environment-agency.gov.uk/netregs/sectors/>.

Further information

- *The printer's guide to health and safety* (Second edition)
HSE Books 2002 ISBN 0 7176 2267 3
- *Skin problems in the printing industry* Leaflet IACL101(rev1)
HSE Books 2002 (single copy free or priced packs of 15
ISBN 0 7176 2322 X)
- *General ventilation in the workplace: Guidance for employers* HSG202
HSE Books 2000 ISBN 0 7176 1793 9
- *Maintenance, examination and testing of local exhaust ventilation* HSG54
(Second edition) HSE Books 1998 ISBN 0 7176 1485 9



Useful links

Contact the British Occupational Hygiene Society (BOHS) on 01332 298101 or at www.bohs.org/ for lists of qualified hygienists who can help you.

Look in Yellow Pages under 'Health and safety consultants' and 'Health authorities and services' for occupational physicians (doctors and nurses). Also see www.nhsplus.nhs.uk/.

Employee checklist

- Is the workroom ventilation switched on and working properly?
- Is the machine extraction switched on and working properly?
- Look for signs of wear and damage.
- If you find any problems, tell your supervisor or safety/employee representative. Don't just carry on working.
- Throw away single use gloves every time you take them off.
- Never use solvents to clean your hands - only use proprietary skin cleansers.
- Use skin creams provided, as instructed.
- Check your skin regularly for dryness or soreness - tell your supervisor if these appear.
- Co-operate with health surveillance for dermatitis.
- Wash your hands before eating and drinking and before you leave work.
- Don't smoke in the work area.

This guidance is issued by the Health and Safety Executive. Following the guidance is not compulsory and you are free to take other action. But if you do follow the guidance you will normally be doing enough to comply with the law. Health and safety inspectors seek to secure compliance with the law and may refer to this guidance as illustrating good practice.