

P333

COSHH essentials for printers



This information is intended to help employers in the printing industry comply with the requirements of the Control of Substances

Hazardous to Health Regulations 2002 (COSHH), as amended, to control exposure to chemicals and protect workers' health.

It is also useful for trade union safety representatives.

This sheet describes good practice for printing using solvent-borne inks with heat or forced air drying. Use extraction for solvent vapour.

It is important to follow all the points or use equally effective measures.

Main points

- Dermatitis is common in printing. This is caused by frequent contact with chemicals used in printing processes.
- Minimise skin contact with inks and cleaning chemicals.

Printing with solvent-borne inks

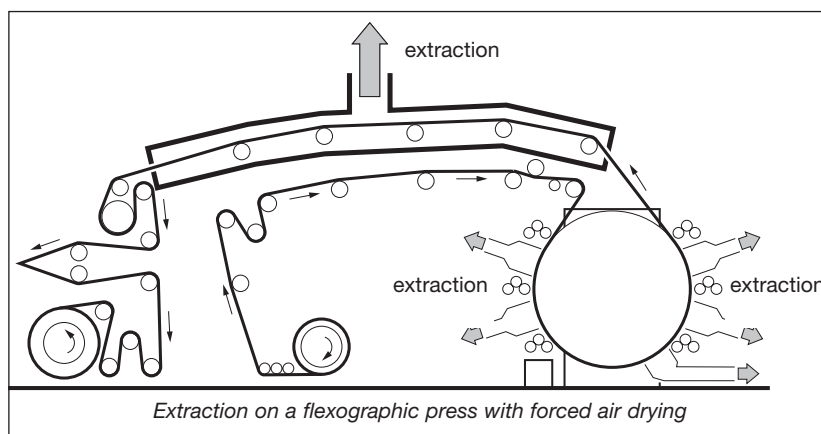
Flexographic printing

Access and premises

- ✓ Only allow authorised staff access to the press room.
- ✓ Provide good facilities for washing, skin care, and for taking refreshments.

Equipment

- ✓ Use water-borne products wherever possible.
- ✓ Can you use pumped ink transfer systems?
- ✓ Screen UV curing units with fixed or interlocked covers. Avoid leaks of UV light.
- ✓ Provide vapour extraction at open ink ducts, printing units and dryers.
- ✓ Fit a manometer, pressure gauge or tell-tale to show that extraction is working.
- ✓ You need an air-flow between 0.5 and 1 metre per second into the machine openings.
- ✓ Discharge extracted air to a safe place in the open air, away from doors, windows and air inlets.



Maintenance, examination and testing

- ✓ Follow the instructions in the maintenance manual - keep equipment in effective and efficient working order.
- ✓ Noisy or vibrating fans indicate a problem. Do repairs as necessary.
- ✓ If the machine extraction stops, or is faulty, get it repaired straightaway.
- ✓ Don't alter, add or remove extraction without specialist advice.
- ✓ Check transfer hoses and connectors regularly for leaks.

-
- ✓ At least once a week, check that the extraction system and gauges work properly.
 - ✓ You need to know the manufacturer's performance specifications to know if extraction is working properly.
 - ✓ If this information isn't available, hire a competent ventilation engineer to determine the performance needed for effective control.
 - ✓ The engineer's report must show the target extraction rates.
 - ✓ Keep this information in your testing logbook.
 - ✓ Get a competent ventilation engineer to examine the extraction thoroughly and test its performance at least once every 14 months - see HSE publication HSG54.
 - ✓ Keep records of all examinations and tests for at least five years.
 - ✓ Ensure users examine their RPE thoroughly and test that it works properly every time they use it.

Personal protective equipment (PPE)

Respiratory protective equipment (RPE)

- ✓ Respiratory protective equipment should not be needed for routine use.

Gloves

- ✓ Gloves are not needed for routine use.

Skin management

- ✓ Skin contact with the chemicals may cause dermatitis.

Skin care


- ✓ Keep hands clean and in good condition.
- ✓ Using pre-work creams helps make removing chemicals easier. However, pre-work creams should not be seen as a substitute for gloves.
- ✓ If you need to use hand cleansers to remove ink, ensure that the cleanser is rinsed off afterwards.
- ✓ Provide after-work creams (moisturisers) to replace skin oils.
- ✓ Never allow solvents to be used for cleaning skin.

Skin surveillance/checks

- ✓ Consider seeking advice from an occupational health professional.
- ✓ Appoint a responsible person to carry out periodic skin inspections and record the findings.

Cleaning and housekeeping

- ✓ Keep the work area tidy, clean and free of combustible materials.
- ✓ Clean the workroom at least once a week.
- ✓ Provide fire-resisting, metal bins with well-fitting lids to hold solvent-soaked cloths.
- ✓ Minimise the amount of flammable liquids in use. Use a self-sealing container or proprietary dispenser.
- ✓ Store containers in a safe place, securely closed.
- ✓ Handle containers with care and replace caps.



-
- ✓ Clean up spills immediately. Use an impervious apron and new nitrile gloves 0.4 mm thick. Throw away gloves once used.
 - ✓ Dispose of waste solvent, ink and empty containers as hazardous waste.
 - ✓ Store contaminated cloths, wipes and gloves in fire-resisting, closed, metal containers. Dispose of them as hazardous waste
 - ✓ Use a contract laundry or a suitable equivalent to wash work clothing. Don't do this at home.
 - ✓ Replace covers on ink ducts immediately.

Training and supervision


- ✓ Working in the right way is important for exposure control. Train and supervise workers - see details in sheet P0.

Environmental guidelines

Releases into the air may be regulated within the Pollution Prevention and Control (PPC) framework. Your local authority or the Environment Agency will tell you if PPC applies to your company, and give advice on air cleaning and discharging emissions to the air. In Scotland, consult the Scottish Environment Protection Agency (SEPA). For more information, see <http://www.environment-agency.gov.uk/netregs/sectors/>.

Further information

- *The printer's guide to health and safety* (Second edition)
HSE Books 2002 ISBN 0 7176 2267 3
- *Skin problems in the printing industry* Leaflet IACL101(rev1)
HSE Books 2002 (single copy free or priced packs of 15
ISBN 0 7176 2322 X)
- *General ventilation in the workplace: Guidance for employers* HSG202
HSE Books 2000 ISBN 0 7176 1793 9
- *Maintenance, examination and testing of local exhaust ventilation* HSG54
(Second edition) HSE Books 1998 ISBN 0 7176 1485 9
- *Fire and explosion: How safe is your workplace? A short guide to the
Dangerous Substances and Explosive Atmospheres Regulations*
Leaflet INDG370 HSE Books 2002 (single copy free or priced packs of
5 ISBN 0 7176 2589 3)



Useful links

Contact the British Occupational Hygiene Society (BOHS) on 01332 298101 or at www.bohs.org/ for lists of qualified hygienists who can help you.

Look in Yellow Pages under 'Health and safety consultants' and 'Health authorities and services' for occupational physicians (doctors and nurses). Also see www.nhsplus.nhs.uk/.

This guidance is issued by the Health and Safety Executive. Following the guidance is not compulsory and you are free to take other action. But if you do follow the guidance you will normally be doing enough to comply with the law. Health and safety inspectors seek to secure compliance with the law and may refer to this guidance as illustrating good practice.

Employee checklist

- Is the workroom ventilation switched on and working properly?
- Look for signs of wear and damage.
- If you find any problems, tell your supervisor or safety/employee representative. Don't just carry on working.
- Wear your protective equipment as directed.
- Throw away protective gloves at the end of the shift.
- Don't use damaged gloves.
- Never use solvents to clean your hands - only use proprietary skin cleansers.
- Use skin creams provided, as instructed.
- Check your skin regularly for dryness or soreness - tell your supervisor if these appear.
- Co-operate with health surveillance for dermatitis.
- Wash your hands before eating and drinking and before you leave work.
- Don't smoke in the work area.