


# ENMAS Light CIRCA login and download

---

A generic ENMAS login account for the CIRCA Forum is available for all **ENMAS** and **ENMAS Light** users.

## Logging in

**STEP 1:** Using your internet browser, go to the CIRCA forum home page: <http://circa.europa.eu/Public/irc/tren/Home/main>

**STEP 2:** Choose to sign in: 

**STEP 3:** Enter the login details and click on the **Sign-in** button, where User ID = `enmassof`, Password = `macareux2007`, Domain = `circa`

User ID:  

Password:

Domain:  

**STEP 4:** Choose the **ENMAS project** Forum:


Group	Description
 Commission regulation 302/2005 - Enmas project 	ENMAS Forum

## Using the ENMAS forum

**STEP 5: LIBRARY downloads**

To download files such as software installations or ENMAS presentations, choose the **LIBRARY** option from the top navigation bar:

<a href="#">INFORMATION</a>	<b><a href="#">LIBRARY</a></b>	<a href="#">SEARCH</a>	<a href="#">HELP</a>	
-----------------------------	--------------------------------	------------------------	----------------------	--

[TREN:Commission regulation 302/2005 - Enmas project](#) 

ENMAS Forum




[Sign Out](#)

[Interest Group](#) > Home

[\[ What's New \]](#)

a: **LIBRARY**

To download applications, choose the **ENMAS + ENMAS Light Software** folder:

	<input type="checkbox"/>	Title
	<input type="checkbox"/>	<a href="#">Documents and presentations</a>
	<input type="checkbox"/>	<b><a href="#">ENMAS + ENMAS Light Software</a></b>
	<input type="checkbox"/>	<a href="#">XML schemas (XSD) and XLoader input samples (XML)</a>

b: **ENMAS + ENMAS Light Software**

To download the ENMAS Light application, then click on the **ENMAS Light** folder:

	<input type="checkbox"/>	<a href="#">ENMAS</a>
	<input type="checkbox"/>	<b><a href="#">ENMAS Light</a></b>
	<input type="checkbox"/>	<a href="#">Magic Box</a>

Click on the **Windows** folder:

<input type="checkbox"/>	Title+	Items
	<a href="#">Previous Section</a>	
<input type="checkbox"/>	<a href="#">Windows</a>	3
	<a href="#">ENMAS_Light_release_notes_1.2.0</a>	

Choose a file that you would like to download by clicking on a filename, for example **EnmasLightSetup1.2.0.exe**:

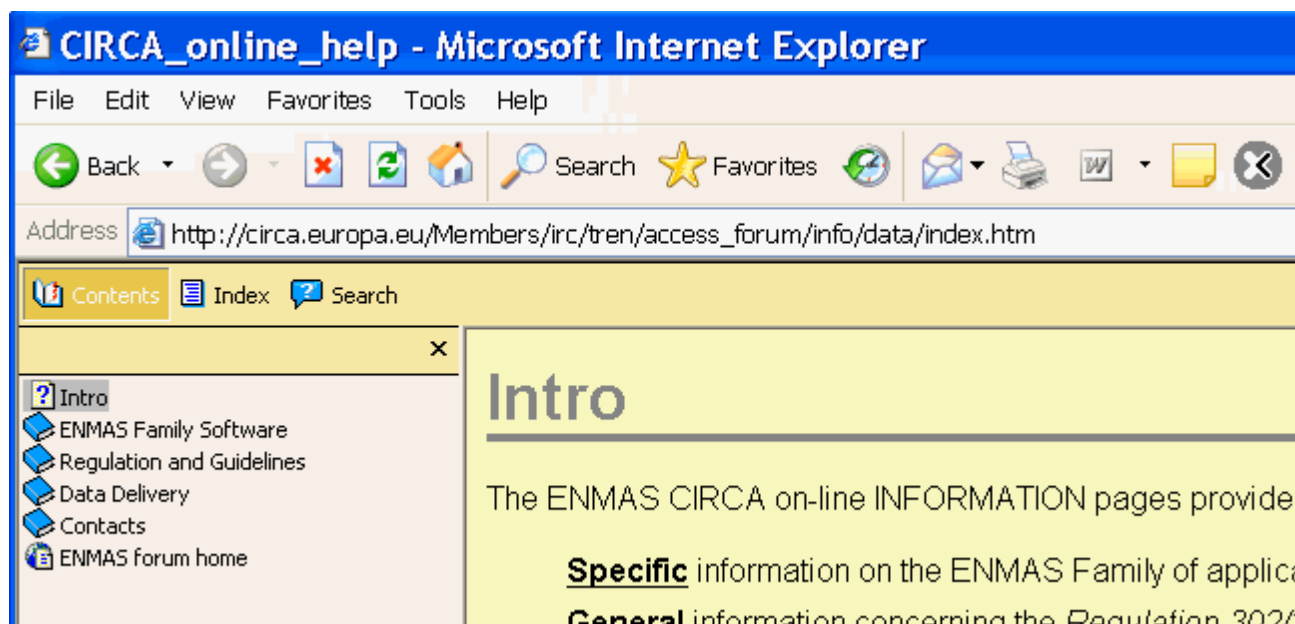
<input type="checkbox"/>	Title+
	<a href="#">Previous Section</a>
<input type="checkbox"/>	<a href="#">EnmasLightSetup1.2.0.exe</a>
<input type="checkbox"/>	<a href="#">EnmasLightSetup1.2.0.exe_ (uses .exe_ file extension for sites experiencing download problems)</a>
<input type="checkbox"/>	<a href="#">jre-1_5_0_14-windows-i586-p.exe</a>

### STEP 6: ENMAS Tips (Help information)

To look at the Tips information pages you should choose the **INFORMATION** option from the top navigation bar:

The screenshot shows the top navigation bar of the ENMAS Forum. The navigation bar has a dark background with white text for the menu items: **INFORMATION**, **LIBRARY**, **SEARCH**, and **HELP**. The **INFORMATION** item is highlighted with a red rectangular box. To the right of the navigation bar, there is a link for [TREN:Commission regulation 302/2005 - Enmas project](#) and the CIRCA logo. Below the navigation bar, the text "ENMAS Forum" is visible. At the bottom right of the navigation bar area, there is a blue button labeled "Sign Out". Below the navigation bar, there is a link for [Interest Group > Home](#) and a link for [\[ What's New \]](#).

This takes you directly to the INFORMATION help pages where you can browse the tips which are available for ENMAS and ENMAS Light. These pages are updated quite frequently so you might like to visit occasionally to view the latest information. There is an update-date located on the bottom on the Home Page.



If you have any questions relating to the ENMAS Light application you may contact the Commission directly through their **ENMAS HelpDesk**:

**E-mail:** [TREN-LUX-ENMAS-HELPDESK@ec.europa.eu](mailto:TREN-LUX-ENMAS-HELPDESK@ec.europa.eu)

**Telephone number:** (+352) 4301 35312

Alternatively you may contact the **UK Safeguards Office**:

**E-mail:** [Minder.Louie@HSE.gsi.gov.uk](mailto:Minder.Louie@HSE.gsi.gov.uk)

**Telephone number:** (+44) 0207 717 6817

*Last Updated : 11th September 2008*