

SR13

COSHH essentials for service and retail



This information will help employers (including the self-employed and franchisees) comply with the Control of Substances Hazardous to Health Regulations 2002 (COSHH), as amended, to control exposure and protect workers' health.

It is also useful for trade union safety representatives.

This sheet describes good practice using extraction to control nuisance odours and dusts. It covers the points you need to follow to reduce exposure to an adequate level.

It is important to follow all the points, or use equally effective measures.

For cosmetic products, get information from your product representative. Observe any warning labels for safe use on the product container, packaging or leaflet.

For other products get a safety data sheet from your supplier and seek safer substitutes.

Main points

- 'Liquid and powder acrylic systems' and 'UV nails' can cause dermatitis.
- Acrylic fumes can cause headaches, dizziness, nausea and irritation.
- Dust filings from artificial nails can cause asthma.

Nail bars

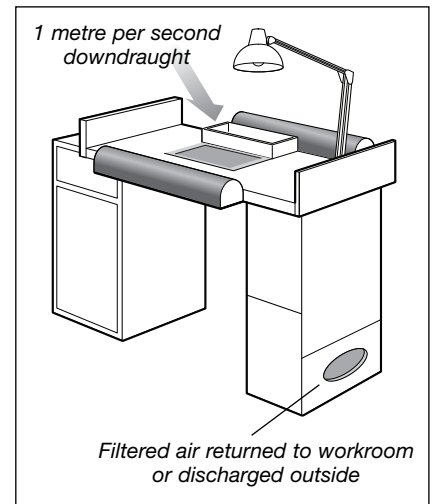
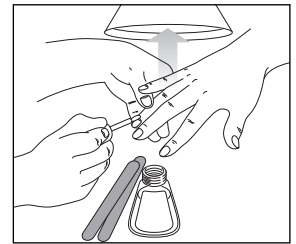
Engineering control

Access and premises

- ✓ Keep the workplace well organised, with exit routes clear.
- ✓ Provide good washing facilities.

Equipment

- ✓ Provide sterile single-use instruments whenever possible.
- ✓ Provide a good standard of general ventilation, with a through draught.
- ✓ Control odour. Provide an extractor hood or a downdraught table. See illustrations:
 - you need a downdraught around 1 metre per second into the table; or
 - you need an inlet air speed around 0.5 metres per second into the extractor hood.
- ✓ The client's nails must be over the downdraught or close to the hood.
- ✓ Filter air for return to the salon or for discharge outside.



Caution: 'dust masks' are not acceptable as a control. Don't store more than 50 litres of flammable liquid indoors. Use a flammables store.

Personal protective equipment (PPE)

- ✓ Provide protective gloves for handling nail products and solvents. Single-use gloves are acceptable. If you must use latex gloves, use only 'low protein, powder-free' gloves.
- ✓ Throw away 'single use' gloves every time they are taken off.
- ✓ Skin creams are important for skin condition. They help in washing contamination from the skin. After-work creams help to replace skin oils.

Caution: 'barrier creams' do not make a full barrier.

Procedures

- ✓ Can you buy liquids and powders in containers 'ready for use'?
- ✓ Store products securely in a cool, dry, dark place, capable of keeping in spills. Don't store far more than you need.
- ✓ Put the cap back on the container straight away.
- ✓ Put used gauze pads etc soaked with nail products and solvent in a lined, lidded bin.

Special care

- ✓ Acrylic liquid and powder systems and UV nails can cause dermatitis.
- ✓ 'Nail services' create dust that can cause wheezing and chest tightness.
- ✓ Some ingredients in liquid and powder acrylic systems can cause asthma.

Maintenance, examination and testing


- ✓ If you have a downdraught table for or extractor hood for odour control, get a competent engineer to examine it thoroughly and to test its performance regularly (eg annually).
- ✓ Replace charcoal filters when the odour control begins to fail, or as advised by your equipment supplier.

Health surveillance

- ✓ Acrylic systems and UV nails may cause dermatitis. You need to do health surveillance. See Sheet G403 (dermatitis).
- ✓ Consult an occupational health professional if workers report sore eyes, runny nose, coughing, wheezing, breathing difficulties or skin problems that seem to be connected with work. See 'Useful links'.

Cleaning and housekeeping

- ✓ Wash out mixing equipment after use. Dispose of washings safely.
- ✓ Keep the work area clean.
- ✓ Use a clean work station for every client.
- ✓ Clear up spills promptly into a lined, lidded bin.



Training and supervision

- ✓ Tell workers about the risks of using the product - see products labels or the supplier’s safety information.
- ✓ Working in the right way and using the controls correctly is important for exposure control. Train and supervise workers. See sheet SR0.

Further information

- *Assessing and managing risks at work from skin exposure to chemical agents: Guidance for employers and health and safety specialists* HSG205 HSE Books 2001 ISBN 0 7176 1826 9
- *Preventing dermatitis at work: Advice for employers and employees* Leaflet INDG233 HSE Books 1996 (single copy free or priced packs of 15 ISBN 0 7176 1246 5)
- *Preventing asthma at work. How to control respiratory sensitisers* L55 HSE Books 1994 ISBN 0 7176 0661 9
- *Maintenance, examination and testing of local exhaust ventilation* HSG54 (Second edition) HSE Books 1998 ISBN 0 7176 1485 9
- Posters on protective gloves and skin care - see www.hse.gov.uk/skin/information.htm
- Health surveillance for dermatitis - see www.hse.gov.uk/pubns/guidance/g403.pdf

Useful links

- For information about health and safety, or to report inconsistencies or inaccuracies in this guidance, visit www.hse.gov.uk/. You can view HSE guidance online and order priced publications from the website. HSE priced publications are also available from bookshops.
- Contact the British Occupational Hygiene Society (BOHS) on 01332 298101 or at www.bohs.org for lists of qualified hygienists who can help you.
- Look in the Yellow Pages under ‘Health and safety consultants’ and ‘Health authorities and services’ for ‘occupational health’.
- Also see www.nhsplus.nhs.uk.

This document is available at: www.hse.gov.uk/pubns/guidance/ and www.hse.gov.uk/coshh/essentials/

This document contains notes on good practice which are not compulsory but which you may find helpful in considering what you need to do.

© Crown copyright If you wish to reuse this information visit www.hse.gov.uk/copyright.htm for details. First published 10/06

Employee checklist

- Look for signs of leaks, wear and damage.
- If you find any problems, tell your supervisor. Don’t just carry on working.
- Wash your hands after every client. Dry your hands thoroughly.
- Wash off any splashes immediately.
- Never clean your hands with concentrated cleaning products or solvents.
- Check your skin every day for dryness or soreness - tell your supervisor if these appear.