

# BK0

## COSHH essentials in brick and tile making: Silica



This information will help managers comply with the Control of Substances Hazardous to Health Regulations 2002 (COSHH), as amended, to control exposure to respirable crystalline silica (RCS) and protect workers' health.

It is also useful for trade union safety representatives.

This sheet describes good practice for controlling exposure to silica.

# Advice for managers

## Introduction

### *What is silica, where is it found?*

Clay, sand, brick dust and ash contain silica, and produce silica dust known as Respirable Crystalline Silica (RCS). RCS is also known as respirable  $\alpha$ -quartz, cristobalite, or 'free silica'.

### *Crystalline silica concentrations in common materials*

sand, gravel, flint	more than 70%
marl	up to 60%
slip, glazes, colours	10% to 60% dry composition
tile	30% to 45%
ball clay	15% to 30%
brick	up to 30%
<b>Fuel ash contains crystalline silica.</b>	

*This is one in a series of advice sheets for those involved in brick and tilemaking*

- BK1 Clay milling (pug-mill)
- BK2 Sand handling and screening
- BK3 Facing green bricks with sand
- BK4 Moving green and fired bricks
- BK5 Manual de hacking and batching
- BK6 Tile pressing
- BK7 Ventilated vehicle cabs

## The risks

Inhaling RCS can lead to silicosis. Silicosis is a serious and irreversible lung disease that causes permanent disablement and early death, and it is made worse by smoking.

All RCS is hazardous. 'Respirable' means that the dust is invisibly fine, and gets deep into the lungs.

---

## Action

You need to find out how much silica your workers are being exposed to. If you are unsure, you need to arrange for exposure measurements. See sheet G409.

Then you need to minimise the amount of RCS being breathed-in by staff by reducing the amount of airborne dust. Look carefully at the control measures that can be used, some are more cost effective and practical for each situation than others.

Before acting, make sure the advice really fits your situation. Following all the advice in these sheets (and this may include respiratory protection as part of the integrated set of controls) means that you will normally comply with workplace exposure limits (WELs). Read the advice in each of the sheet(s) you downloaded. Compare it with what you do now.

You may already have the right controls in place, but are they all working properly? When were they last checked? Are they always used when needed? Is the RCS exposure controlled?

You need to keep all controls in good working order. This means mechanical controls (eg extraction), administrative controls (eg supervision, health surveillance and testing regimes) and operator behaviour (following instructions). Look at all aspects of the advice. Don't pick and choose - the points work together to provide 'adequate control'. See sheet G406 for advice on engineering controls.

Show that control is being sustained – keep good records.  
You need to carry out health surveillance for workers. See sheet G404.

If you are in doubt, seek expert help. Remember, just because this advice means that you have to change old working practices or spend money on new controls, that doesn't make it unsuitable! Decide how best to make any changes required 'across the board'.

If you do need expert help, please don't give up. Ask your trade association, trade union, or log onto [www.bohs.org](http://www.bohs.org).


## Procedures

Can you use clay with a lower silica content?

Vehicle movements crush green and fired brick wastes and generate dust.

Keep surfaces clean - never let slip, clay or glaze spills dry out. Water sprays and water suppression help to suppress dust.

Use automated and enclosed systems wherever possible.



---

## Facilities

Provide clean facilities: a washroom, showers, storage for clean and contaminated work clothing, and a refreshment area.

## Information, training and supervision

Tell workers:

- that dust from clay, sand, bricks and ash can cause silicosis, which leads to disablement and early death;
- to avoid breathing in dust;
- to do the job in the correct way and minimise dust clouds;
- to always use the dust suppression and extraction equipment properly;
- to keep this equipment clean and working properly;
- if equipment is not working - report it;
- to keep their protective equipment clean, and wear it properly;
- to keep surfaces clean as this helps to prevent dust being made airborne again;
- to wash dust off skin
- to avoid cotton or knitted clothing; and
- to vacuum clean, not sweep.

Train and supervise workers - you need to make sure they are doing the job in the right way, and using controls properly to reduce their exposure. Include supervisors and managers in health and safety training.


Training should include:

- how to use the dust controls and how to check that they are working;
- how to maintain and clean equipment safely;
- how to use and look after personal protective equipment (PPE); and
- what to do if something goes wrong.

Supervision means checking workers:

- use the controls provided;
- follow the correct work method;
- turn up for health surveillance; and
- are following the rules on personal hygiene.

Contractors also need supervision. Find out if they are bringing hazardous substances on site, and how they will protect your workers from them.




---

### **Environmental guidelines**

Releases and wastes may be regulated within the Pollution Prevention and Control (PPC) framework. You should consult your local authority or the Environment Agency.

In Scotland, consult the Scottish Environment Protection Agency (SEPA). For more information, see [www.netregs.gov.uk/netregs](http://www.netregs.gov.uk/netregs).



This guidance is issued by the Health and Safety Executive. Following the guidance is not compulsory and you are free to take other action. But if you do follow the guidance you will normally be doing enough to comply with the law. Health and safety inspectors seek to secure compliance with the law and may refer to this guidance as illustrating good practice.